

# nowhere 2023

LOS MONEGROS // SPAIN



Survive the field of dirt with the  
**SURVIVAL GUIDE**



# TIMELINE

**MARCH**

✗ BUY YOUR  
TICKET

**APRIL**

CREATE  
YOUR  
PROJECT &  
APPLY FOR  
GRANTS

**MAY**

REGISTER  
ON **FIST**  
(VOLUNTEER  
PLATFORM)

✗ LOOK FOR  
A BARRIO

✗ BUY ALL  
THE THINGS

**JUNE**

REGISTER  
YOUR  
EVENT  
@**WWW**  
**GUIDE**

✗ PACK ALL  
THE THINGS

**JULY**

✗ LAST CHECK  
BEFORE  
HITTING  
THE ROAD

# CONTENTS

## WHAT IS NOWHERE?

PAGES 5 TO 11

## GET INVOLVED

PAGES 12 TO 15

## GET PREPARED

PAGES 16 TO 19

## SURVIVING ON SITE

PAGES 20 TO 27

## LIVING WITH OTHER NOBODIES

PAGES 28 TO 34

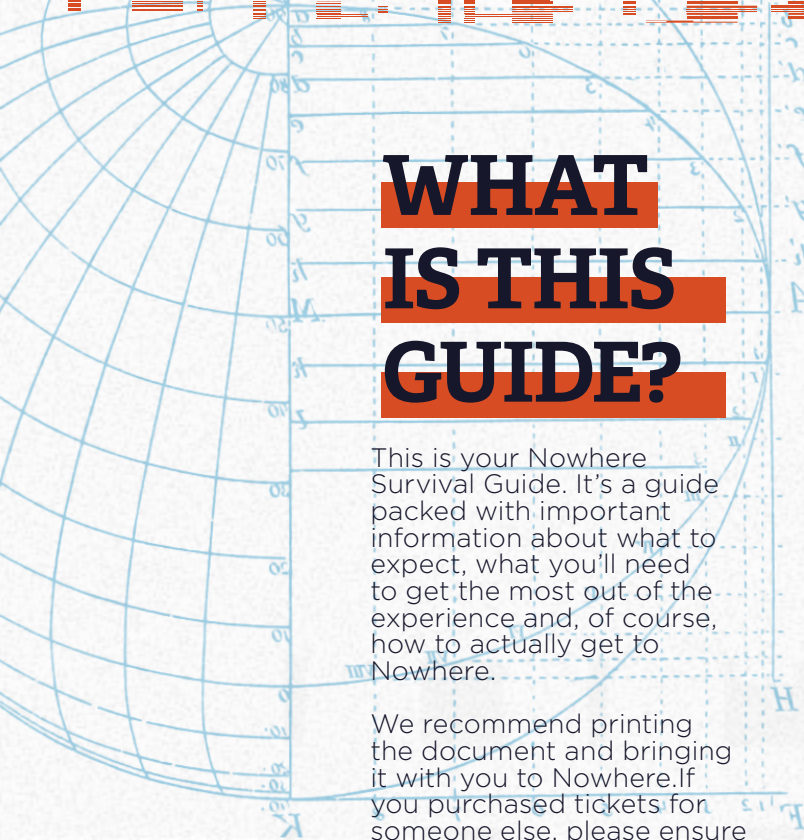
## PRACTICAL INFO

PAGES 35 TO 41

## SAFETY INFO

PAGES 42 TO 47





# WHAT IS THIS GUIDE?

This is your Nowhere Survival Guide. It's a guide packed with important information about what to expect, what you'll need to get the most out of the experience and, of course, how to actually get to Nowhere.

We recommend printing the document and bringing it with you to Nowhere. If you purchased tickets for someone else, please ensure

We recommend printing the document and bringing it with you to Nowhere.If you purchased tickets for someone else, please ensure that they receive their copy of this guide, as well.

**CHECK REGULARLY  
OUR WEBSITE**

**CHECK OUT OUR  
FACEBOOK PAGE**

# WHAT IS NOWHERE?

**THE FIRST THING:  
NOWHERE IS A RADICALLY  
DIFFERENT EXPERIENCE  
FROM WHAT YOU ALREADY  
KNOW.**

Unlike other festivals, at Nowhere we are intentionally self-organising... you're the performer—and the audience. There's no 'them'—there's just us, and we're all in it together.

Nowhere is a Burning Man regional event in Spain, an experiment in creative freedom, participation and cash-free community.

**ALWAYS KEEP IN MIND:  
YOU DON'T ATTEND  
NOWHERE.  
YOU CREATE IT.**



# 10 CORE PRINCIPLES

## SELF EXPRESSION

### THE FREEDOM TO BE YOURSELF.

Be the person you are. Be the person you want to be. We respect and value you, and expect the same from you towards others. Nowhere is an opportunity to live life to the fullest, in a way that could be inappropriate in the 'default world'. However, please bear your fellow participants in mind when choosing how to express yourself freely, but with respect. And remember: they have rights too!

## SELF RELIANCE

### YOU ARE RESPONSIBLE FOR YOU, MENTALLY AND PHYSICALLY.

From food and water to a hug or quiet space, you need to take care of yourself in Nowhere's challenging environment. Give yourself what you need—and ask others for help when you need it.

## LEAVE NO TRACE

### FROM DUST TO DUST, WE LEAVE ONLY FOOTPRINTS.

Everything you bring to the desert has the potential to become "MOOP" (Matter Out Of Place). Every person is responsible for their own rubbish. We care for the environment, and we take care of our home. We clean up after ourselves, we leave nothing behind which means we leave no trace or any indication that we were there.

## COOPERATION

### TOGETHER WE ARE STRONGER.

Co-operation is at Nowhere's core, from how we work together to how we communicate. If we can make life easier for each other, we will. If we can make life better for each other, we will. Together, we are stronger.

## PARTICIPATION

### GET INVOLVED – NOWHERE IS WHAT WE MAKE IT.

The more you do, the more you get back. When you join others in play and in work, you become part of Nowhere. Your contribution is more valuable than you realise.

THESE PRINCIPLES AREN'T COMMANDMENTS, AND THEY'RE NOT RULES - THEY'RE IDEALS THAT OFFER GUIDELINES TO HOW WE, AS A COMMUNITY, CAN REINVENT BOTH THE WORLD, AND OURSELVES.

## COMMUNITY

### A FAMILY OF INDIVIDUALS, WE LOOK AFTER EACH OTHER.

A diverse group of separate self-reliant beings, we are united in our need to be part of something larger than ourselves. Community, others, self—united by tolerance and joy.

## INCLUSION

### EVERYONE IS WELCOME TO BE NOBODY.

We are grateful to everyone for their unique contribution to our community. Include others as you want to be included, with respect, consideration and benevolence. Remember, it takes more than tolerance for there to be effective integration.

## IMMEDIACY

### MAKE NOW COUNT.

Be now here, be nowhere. Make now count. All this will soon be gone, so enjoy now. Experience, participate, be. This is all there is, so enjoy it!

## NO COMMERCE

### FORGET ABOUT MONEY – THERE'S NOTHING TO BUY.

By removing commerce from our community, we create cooperation and participation. We plan ahead and work together. We live without money to remind us of what's really important. 'No commerce' means there will be no money circulation at Nowhere, and, with the exception of ice, nothing to buy or to sell!

## GIFTING

### WE GIVE OUR TIME, EFFORT AND GIFTS FREELY.

We give to help others and because it makes us feel good. From sharing a cold beer to digging out a tent pole to giving a small badge, our gifts come from our heart.



# WHAT TO EXPECT

## ART

Created by Nobodies, art pieces both big and small are an important part of what makes Nowhere special. Everybody is welcome to enjoy and interact with them on the space known as 'the **Field of Dirt**' (formerly known as the Playa).

## ARTOMOBILES

You'll see slow-moving art vehicles, motorized or not, crawling across the site. Sometimes they offer a ride or play music.

## BARRIOS

Barrios are organised camps of people who have decided to live the experience as a group. The difference between a barrio and a group of people who are free-camping together is that, as a barrio, you get placement and a mention in the event guide.

However, barrios have to in turn create a public space and offer something to the event as well as some other stuff.

## FIRST SHADE & WERKHAÜS

Operational spaces for the first and last crew on site. First Shade is also called "**Container Village**" and serves as a working space. **Werkhaüs** is the living space. The crew use it to rest, chill and play. During the event, Werkhaüs is used as a normal-ish barrio that is formed by the volunteers that help make Nowhere happen.

## FREE CAMP

You do not have to join a barrio. Plenty of Nobodies have a good time camping alone or with a few friends in the free camping areas. If you choose to do so, you will have to organise your own food, water, and shade. Be self-reliant!

Another big difference with the barrios is placement: you cannot reserve space in the free camp in advance, so you won't know exactly where you'll be camping until you put up your tent. The free camp is settled on a first-come, first-camped basis.

## BRIDGE OF DEATH & GREETERS

After the long and windy road into Nowhere, your first stop will be at the **Bridge of Death** - the entry and exit point of Nowhere (normally called the Gate). **Gatekeepers** ask the questions, you give the correct answers, or you get catapulted into the pit with Moop, the mighty Troll under the Bridge.

« Ye approacheth the Bridge of Death must answer me, these questions three, 'ere the other side ye see: 1. What is your name? 2. What is your quest? 3. Where is your f-word ticket? »

**You will need to have identification** (ID card, passport) **and a PRINTED copy of your TICKET with your name and identification MATCHING.**

Once you've received your entrance and wristband, the **Greeters** will give you the information you need to have a good burn.

**NO ONE WANTS YOU TO HURT YOURSELF, GET SICK OR DIE. TO MAKE SURE THERE IS SOME SORT OF INFRASTRUCTURE TO PROTECT US ALL, CREWS OF TENACIOUS NOBODIES COME ONSITE A MONTH BEFORE THE EVENT, BUILDING SHADE, STRUCTURES AND SETTING UP TOILETS ETC.**

## FIRE ARENA

Specific zone where fire artists are allowed to perform by night under supervision.

## INNOVATION PROJECTS

Innovation projects are practical projects designed to make Nowhere even better!

## MIDDLE OF NOWHERE

The Middle of Nowhere (**MoN**) is a large communal space. It has shade and a sound system and can be used to host workshops, performances, talks and live concerts. It's also perfect to take a nap in the hot hours of the afternoon.

## LA CANTINA

This is where Nowhere feeds volunteers. If you volunteer for a 6-hour event-time shift, you can eat a meal here too.

## MALFARE RED CROSS WELFARE ENOUGH

The Malfare complex (sometimes referred to as just 'Malfare') is the 24/7 operations center of the Participant Wellness department, which handles medical, welfare and safety matters. Within Malfare, there are several different services:

**MALFARE** coordinates safety of the participants, with the help of No-Mads volunteers, and medical assistance from professionals from the Red Cross (Real Life Spanish Pros).

**THE RED CROSS** can provide medical advice, medicine, stitches, IVs, and transportation (via an ambulance) to the hospital — which is 45min/1hr away. If you need to access the Red Cross, go to the Malfare tent in the complex.

**WELFARE ENOUGH** provides a quiet, 24-hour safe and sober space for participants and relax.

## NOINFO ICE ICE BABY LOST & FOUND

NoInfo is a central information desk, eagerly providing advice, assistance and information.

### HERE YOU CAN:

✗ Sign up for volunteer shifts (if you haven't registered on FIST)

✗ Announce or look for rideshares

✗ Find out about any last minute workshops or updates to the many daily events listed in the **What? Where? When? Guide**

✗ Send and/or deliver postcards to other humans at **NoPost**

✗ Found something not labelled? Bring it to NoInfo! Lost something valuable? Do the same

There is only one thing to buy at Nowhere, but it's the coolest on the playa: **ICE!** Open from 11am-7pm, 2.50€ per 2kg bag.



## OHANA HOUSE

On site, the Department of Inclusion runs Ohana House: a designated safe and sober space that welcomes people of all [insert preferred distinction].

We host daily community-inclusive events and creative activities, and offer a chill space for those seeking a place away from the thumpa-thumpa heartbeat of the city.

This space strives to be sober and kid-friendly at all times.

## TOILETS

Portable toilets, porta-potties, or plastic castles: many names for the temporary toilets you often see at festivals and other events.

They are fully closed with four walls and a ceiling. These will be strategically placed (alongside some urinals) to make sure there are enough easily accessible toilets, including some wheelchair-accessible toilets.

## W&R ZONE

This is the place where you can drop your day-to-day garbage.

No one is paid to handle your trash, so respect the rules and keep things clean.

The W&R zone is volunteer staffed, so don't hesitate to give a hand!

# HARSH ENVIRONMENT

## BEWARE

✗ Things you can handle in the default world may hit you much harder out here!

✗ Respect the sun at Nowhere! It is not the place to work on your tan!

✗ Stay out of the sun from 1-4pm (try a siesta).

✗ Use hats, shades, sunscreens, wet clothes, and shelters to minimise your exposure.

Nowhere takes place in the desert, in a very hot, harsh climate, with none of the amenities of modern life.

It takes time to adjust to the desert climate.

Don't be surprised if you spend your first day or so feeling a bit queasy and cranky

**EXPECT  
TEMPERATURES  
OF WELL OVER  
40 CELSIUS.**

**(OVER 105  
FAHRENHEIT)**

## PRO TIP

**SORT YOUR  
RUBBISH BEFORE  
COMING TO THE W&R  
ZONE.**

**IF YOU DON'T, YOU'LL  
HAVE TO SORT IT  
THERE!**

**BE  
PREPARED!**



# GET INVOLVED

## NOWHERE IS MADE BY YOU!

This could be a time to share your skills, but also to learn some new ones. Volunteering is damn cool, it creates new friendships, and it doesn't necessarily require special skills. You only need motivation!

## BUT YOU CAN ALSO CREATE YOUR OWN WAY TO PARTICIPATE!

### TO GET INVOLVED

There are countless ways to get involved, including: arriving early for setup or staying late for strike, volunteering for a shift, making and bringing art, running a workshop, playing music, putting on a show or performance, creating and running a barrio...

# VOLUNTEERING

THE HERO  
YOU'VE ALWAYS  
DREAMED TO BE

## HERE ARE SOME IDEAS

- ✗ Love to cook? Help **Cantina**.
- ✗ Think protecting the environment is important? **LNT** will love you!
- ✗ Love to walk around and help others? Many different roles are waiting for you at **Malfare**.
- ✗ Want to take care of others? **Welfare** needs you.
- ✗ Speak several languages? We always need **Interpreters**.
- ✗ Always wanted to play shopkeeper? **Ice Ice Baby** will fulfill your dream.
- ✗ Love playing with children? Go to **Ohana House**.
- ✗ Want to be the first face people will see? **Gate crew** is recruiting.
- ✗ Your secret dream is to be a Ranger? Join **Perimeter**.
- ✗ You have an answer to every question? Help the others at **NoInfo**.
- ✗ Good knowledge in electricity? **SLAP** is electrifying.
- ✗ Want to make people dusty? Welcome them as a **Greeter**.
- ✗ You're the most organized person? **Production** is seeking you out.

## SET-UP

Set-up consists of the few weeks before the event when we raise a city from the ground up. In this short time we assemble a production office, mark the city streets, lay down the power grid, and build the essential public infrastructures.

Expect harsh conditions, intense labour, and long work hours. Working set-up is extremely rewarding and a sure way to create connections strong like no other.

## STRIKE

We've had our fun, but it's also time to stick to our principles. We strike all structures, clean and chase down every last piece of MOOP until there is nothing left but dust.

This is a tough job after a week (or more) in the field of dirt but this part is crucial. "From dirt to dirt" is not only for your camp and your tent,

If you have any extra days after Nowhere, please consider staying longer on site and help to leave no trace.

## YEAR ROUND ROLE

Everything at Nowhere is run by volunteers—this means: **YOU TOO!**

We are all responsible for what this event is. Some of us are working year round to make Nowhere happen, and you are more than welcome to join us on that journey.

NOrg is the organisation that runs Nowhere, during both the event and the rest of the year.

NOrg comprises Directors, Metaleads, and Leads, creating all together the backbone of the event.

**WANT TO BE INVOLVED IN A LEAD POSITION? APPLY HERE**

**PRO TIP**  
AS A REWARD FOR VOLUNTEERING, YOU WILL RECEIVE A LINK TO BUY YOUR TICKET BEFORE 2023 MAIN TICKETS SALE, SO YES, NEXT YEAR, NO MORE TICKET DRAMA, ISN'T IT FABULOUS?

### GO TO FIST

## FIST "FOR INFORMATION AND SCHEDULING OF TEAMS"

FIST is on our online platform where you can apply to be a volunteer. Create an account and answer some basic questions about yourself, including your emergency contact details, and then browse the roles and shifts you want to volunteer for.

There is many way to contribute during the event, it's a way to share your skills but also to learn some new ones. Volunteering is damn cool, doesn't require special skills, only motivation and helps you getting new friends.



# BRING US SOME ART!

## KÜNSTHAUS

As an artist, innovator or performer, arriving at Nowhere with an already registered project or with an idea you're thinking of improvising, you need to come register with the Art Team first. They can be found at Kunsthaus, our art hub.

Kunsthaus will give you support with a shared workshop and safe storage for your own props and tools and will be available to help with all on-site aspects of art production. It will also introduce you to the teams responsible for Performance, Innovation and Fire.

Tips: All artists need to bring their own material, tools included. We only provide some tools as backup. Metal art pieces will have to be grounded. Deadline for grants is June 1st.

## ARTOMOBILES

Moving Art Vehicles are super fancy but you must register them in advance.

**Every Artomobile must also register on arrival on site** and undergo a general safety inspection by a member of the Artomobiles Team.

When your vehicle is judged desert worthy,

you will be assigned an **Artomobile Pass**.

**Don't forget, Nowhere sound policy also applies to Artomobiles!**

If you have missed this deadline we can't fund you, but still contact us and we can help you find space to show your stuff!

**CREATIVITY AND ART ARE SOME OF THE ESSENTIAL ELEMENTS OF NOWHERE.**

**SHARING YOUR TALENT AND WORK IS NOT ONLY A WONDERFUL GIFT BUT ALSO ONE OF OUR CORE PRINCIPLES.**

ART  
FAQ

ARTOMOBILES  
FAQ

PERFORMANCES  
FAQ

**×ALL ARTISTS NEED TO BRING THEIR OWN MATERIAL, TOOLS INCLUDED. WE ONLY PROVIDE SOME TOOLS AS BACKUP**

**×METAL ART PIECES WILL HAVE TO BE GROUNDED**

## PERFORMANCES

### OPENING CEREMONY

The Opening Ceremony is an organised procession through Nowhere with various shows and happenings planned en route, visiting many barrios and art installations, and getting all Nobodies into the spirit of Nowhere through live music and theatrical dance.

If you or your group would like to be involved, please state this in your application and we will be in touch. We welcome any ideas or themes as the Opening Ceremony is a co-created event!

### PERFORMERS

Smaller bands, soloists and musicians can bring their acts to Nowhere, and produce a one-off act using the Middle of Nowhere as a venue, during the event.

And your performance doesn't have to stop there! Feel free to contact individual barrios for a slot, or make the desert your stage with an impromptu performance anywhere you like.

Also, small grants can be allocated for certain aspects of your work.

### FIRE PERFORMERS

Do you love to play with fire? Well, lucky you! There's a fire arena where you can perform safely every night with others talented Nobodies.

# INNOVATION PROJECTS

Innovation projects help to make Nowhere better in some way.

Example projects might speed-up the construction and takedown of Nowhere, provide better lightning, save water or electricity, provide greener power, reduce vehicle use, or find a clever way of reusing rubbish.

Innovation projects don't necessarily have to be participatory or artistic, they can be 'behind the scenes' or purely functional.

**THE DEADLINE FOR GRANTS IS MAY, 10<sup>TH</sup>**  
**CHECK OUT THE [INNOVATION PAGE](#) & [REGISTER HERE](#)**  
**CONTACT US AT [INNOVATION@GOINGNOWHERE.ORG](mailto:INNOVATION@GOINGNOWHERE.ORG)**

# EVENTS & WORKSHOPS

Any skill or talent you are willing to share is your gift to the community. Whether you dance, make music, do yoga, sing opera, twirl nipple tassels, swing poi, meditate, play guitar, paint watercolours or practice tantra, your participation is encouraged, nay, required!

**PLEASE HAVE A LOOK AT THE [DEDICATED PAGE](#) TO KNOW WHERE TO RUN & HOW TO FUND YOUR EVENT.**

**DON'T FORGET TO ENSURE YOUR EVENT IS LISTED IN THE [WHAT? WHEN? WHERE? GUIDE](#)**

# SETTING UP A BARRIO

Communal camps (Barrios) are a great way to pool resources. Barrios often buy communal food and water and share the costs between their members.

By working together with a group of like-minded people, you can divide the work so you still have some time, energy and resources left over for fun things like art projects, bars, trampolines and maybe even a ball pen.

**REMEMBER, YOU'LL NEED TO [REGISTER YOUR BARRIO](#).**  
**READ THE [BARRIO GUIDE](#) & HAVE A LOOK AT THE [BARRIO FAQ PAGE](#)**



# GET PREPARED

**NOW THAT  
YOU'VE READ THE BASICS,  
LET'S TALK ABOUT YOU.**

**WHAT YOU NEED TO KNOW,  
AND THE STUFF YOU NEED  
TO BRING.**

## PLEASE REMEMBER

Everything that you bring at Nowhere MUST be brought back home after the event, even if it's broken, even if it's dirty, even if you don't want to use it anymore.

W&R zone volunteers will only collect your food and beverage garbage.

## WHAT TO BRING

### CLOTHING & CO

- × Towel
- × Sunglasses
- × Closed toe footwear rather than flip flops for walking around
- × Clothes for BOTH very hot days and possibly freezing nights; it's a desert!
- × Goggles (for frequent, and really dusty winds)
- × Hat, scarf, cap; anything to protect you from the sun
- × Rainwear; for a desert, it gets really muddy!

### CAMPING GEAR

- × Tent and shade structure
- × 1- 2-inch tent stakes or rebar. It can get very windy, so your tent and any other structures you erect need to be secured.
- × Multi-season sleeping bag or an extra blanket – it can sometimes get very cold at night
- × Sleeping mat – the ground is hard and will absorb your body heat

### HYGIENE

- × First aid kit
- × Hand sanitiser
- × Eco-friendly soap
- × Any medications you may need, both prescription and non-prescription.
- × TRANSPARENT rubbish bags & ziplock bags or collecting MOOP and to carry your trash with you (/!\ not easy to find in Spain)

### ACCESSORIES

- × Water bottle
- × Sunscreen
- × A solid cup (reusable, no glasses)

### CUP IS MANDATORY

- × A torch with enough batteries and/or LED head torches (these are the best)
- × A belt or a backpack (trust us, you'll have to carry stuff ALL the time)
- × Strong mosquito repellent
- × Eye wash solution, extra contact lenses, your glasses (Nowhere is very dusty!)
- × Plant sprayers/water guns to cool off when it gets really hot
- × Ear plugs and eye mask. Not everyone wants to sleep when you do!

### DOCUMENTS

- × Your ID
- × Your **PRINTED** Nowhere ticket with your name on it, or on your phone if it's charged.
- × A valid European Health Insurance Card or proof of alternative Health insurance (if you're European).

**IF YOUR MEDICATIONS NEED TO BE  
KEPT COOL, MAKE SURE TO MAKE  
PROVISIONS FOR THIS.**

**PLEASE CONTACT  
[MALFARE@GOINGNOWHERE.ORG](mailto:MALFARE@GOINGNOWHERE.ORG)  
FOR ANY QUESTIONS OR CONCERNS**



# WHAT YOU SHOULD PROBABLY BRING

- ✗ Penknife or Multitool
- ✗ A pair of work gloves
- ✗ Plastic bottles or tennis balls to cover dangerous rebar stakes
- ✗ Cable ties
- ✗ Gaffer or duct tape
- ✗ A mallet
- ✗ A shovel
- ✗ A watch
- ✗ Portable ashtray
- ✗ Lip balm/chapstick
- ✗ Hairbrush
- ✗ Tampons, sanitary towels, mooncup

## HOW TO PACK?



## FORBIDDEN ITEMS

**LEAVE ANYTHING THAT CAN BREAK UP OR BLOW AWAY IN THE WIND AT HOME.**

✗ **GLASS BOTTLES** and jars. Leave at home anything that can break up or blow away in the wind.

✗ **FEATHERS, GLITTER**  
Even if it's biodegradable, it's still MOOP, and funnily enough people at Strike have no way to tell the difference between various types of glitter so they'd have to pick it all up!

✗ **EXCESS PACKAGING**  
Remove outer layers of packaging before you get on-site. Remember: everything you bring in, you must take out again

✗ **EXPLOSIVES**, aerial flares, rockets, firearms of any kind, including BB guns, air rifles or paintball guns.

✗ **FIREWORKS**, (burning) torches, charcoal BBQs or anything else that is a fire risk. Note that gas cooking stoves and gas BBQs are allowed.

✗ **BARBECUES** or other **SOLID FUEL FIRES**.

✗ **SKY LANTERNS**, also known as Chinese lanterns.

✗ **PETS** (only pre-registered service dogs are allowed).

✗ **ASTROTURF**, styrofoam coolers, plastic bags, disposable drink cups.

✗ **LIVING PLANTS**

✗ **A BAD ATTITUDE**

## HOW TO BE SURE YOU DON'T LOSE YOUR BELOVED ITEMS?

Every year a lot of things go missing at Nowhere. It is easy to lose or misplace items while wandering around!

You can do a few things to make it more likely for your stuff find its way back to you

✗ Label your cup and water bottle with a sharpie or a name tag.

✗ If you bring a phone or tablet replace the lock screen with your contact details, or maybe just label them in case the battery runs out.

✗ The item that gets lost the most are flip flops. Try to make yours easy to spot by adding something to them. Label them.

✗ If you spend a lot of time crafting a costume take a few extra minutes to add a label with your contacts.

✗ Finally, if you have an absolutely wonderful mug that was in your family for generations... maybe consider not bringing it to Nowhere in the first place.

**IN GENERAL, EXPECT THAT EVERYTHING YOU BRING, YOU MIGHT END UP LOSING.**

**OH, AND DID WE MENTION THAT IT IS GOOD TO LABEL YOUR STUFF?**

When labelling and marking your things, put down your name and your Barrio name (or free camping area).

Be aware that most Barrios have a lost and found of their own.

Check the places you have been, before trying NoInfo's general lost and found.

Sometimes, items need a day or two to turn up. It is worth checking for your stuff more than once if you have been unlucky so far.

Photos of valuable items not claimed during the event will appear online some time after strike is finished. Keep an eye out. Many participants have been reunited with their valuables this way!





# SURVIVING ON SITE

## CAMPING

**IF YOU ARE RUNNING A BARRIO OR CAMPING WITH ONE AND YOU WANT TO KNOW MORE ABOUT HOW THIS THING WORK, READ THE **BARRIO GUIDE** & HAVE A LOOK AT THE **BARRIO FAQ PAGE****

### WHERE DO I PUT MY TENT?

Nowhere is divided into several sound zones (from loud to quiet).

A map of the sound zones and freecamping areas will be available at Gate to help you choose what fits you best.

Freecamping areas are “first come, first served”. It won’t be possible to save a place before the beginning of the event.

✗ The Quiet Zone has a ‘**NO** vehicles, **NO** generators and **NO** amplified sound’ policy.

✗ No camping is allowed on the perimeter road, nor outside of the camping area protected by lightning rods.

✗ Stay at least 100 meters away from any flood areas. In case of rain, your tent could get washed away!

### FOOD / WATER

There is no centralised water supply at Nowhere, and as you know, it is essential for your survival.

We recommend **6-8 liters** per day per person. It may sound like a lot, but remember that you need it to drink, shower, cook and wash dishes.

And of course, bring enough food for your entire group for the duration of your stay. Dried, tinned and other non-perishable food is recommended.

Fresh fruits and vegetables will not keep long; only bring enough for the first three days. Snacks such as nuts, dried fruit, pickles, etc. are nice and also make good gifts.

### SHOWER

Solar showers and pressurized camping showers are an easy and cheap way to clean up after long hot and dusty days.

### COOKING EQUIPMENT

Bring your own cup, bowl, cutlery and washing gear. Disposable items are the biggest source of rubbish at events.

Gas is the only accepted way for cooking (no charcoal or solid fuel barbecues are allowed).

Make sure to be far enough from any flammable materials including tents and shelters, and ensure your equipment is in good condition.

### SHELTER

Please avoid cheap instant shelters that won’t survive a storm. Shade material should be at least 80% UV resistant—or, even better, use two layers.

Use rope or cables to tie your shelter down. 12-inch tent stakes or rebar are needed to secure your tent or other structure from strong winds.

**LEARN HOW TO MAKE YOUR STRUCTURE LAST FOR THE WHOLE EVENT ON THE **BUILD FAQ PAGE****

**PUT WEIGHT IN YOUR TENT. IF YOUR PEGS FALL OUT, YOUR TENT WON’T FLY AWAY.**

**BRING SOME METAL SHEETS TO PUT AROUND THE LAMES DURING WINDY DAYS.**



## GENERATOR & GAS SAFETY

**IF YOU BRING A GENERATOR PLEASE REMEMBER NOT TO CAMP IN THE NO-SOUND ZONE.**

**BE SURE TO RESPECT ALL THE REQUIREMENTS BELOW.**

Please also consider building sound insulation around your generator.

Or better still, see if you can get a group of people or barrios together to share a bigger, quieter generator.

✗ Generators must be placed within the boundary of your camp or barrio, at least **10 meters** away from the perimeter road and at least **25 meters** away from any vegetation.

✗ **ALL GENERATORS MUST HAVE A GROUNDED EARTH SPIKE.**

And this grounding must be certified (our team will check on your groundings with a local electrician before the governmental inspection.)

Let us know if you need help with the grounding by contacting the production office before the event.

✗ All gasoline tanks and gas bottles must be adequately shaded from the sun and stored far from all heat sources.

✗ All rubber components (hoses, connections) must be in good condition, far away from heat sources (sun, kitchens, etc.) and protected from accidental and inappropriate manipulation.

✗ Gasoline must be stored at least **15 meters** away from the generator and protected from the sun and any other heat source.

✗ Moreover, big tanks must be fenced off to avoid accidental or inappropriate access.

✗ All gasoline tanks and gas bottles must have the CE mark and be approved for use.

Our technicians are required to do a daily check of all fire installations and connections to make sure they meet the permit requirements and that they will pass the Governmental inspections.

## FIRE EXTINGUISHER (6KG ABC POWDER)

Even if you only have cooking equipment, it is recommended that you have a fire extinguisher around your kitchen area.

## HOW TO USE THE TOILETS




CLEAN THE SEAT WITH HAND SANITIZER



FLUSH BEFORE (ESPECIALLY IF YOU DO NOT SO IT WILL SMOOTHLY SLIDE TO THE HOLE)



FLUSH GENEROUSLY AFTER



CLOSE THE LID TO AVOID THOSE NASTY FLIES FLYING IN AND OUT



USE PLENTY OF SANITISER BEFORE LEAVING TO GEEZ YOUR NEXT ADVENTURE

There are some key differences compared to domestic toilets. Only the **3Ps** should go in any toilet: Pee, Poop, Paper. **NO** wet wipes, tampons, plastic or any other objects please.

Each portaloos is regularly stocked with toilet paper and hand sanitiser.


Toilets are looked after by an army of awesome '**SHIT Ninjas**.' Each barrio has one, and their name will be posted by each toilet.

If there is a problem with a toilet (lack of paper/hand sanitiser, etc.), please let them know so that the problem can be fixed ASAP and to everyone's benefit.

Human faeces are toxic and can cause serious illness.

**PLEASE DON'T POOP ANYWHERE OTHER THAN THE TOILETS PROVIDED!**

## HOW TO CLEAN DISHES





# YOU & THE MONEGROS DESERT

UNDERSTANDING  
WHERE YOU  
ARE

## HOW THE DESERT WILL AFFECT YOU...

### TERRAIN

Certain areas of the site will be fenced off for your safety. Many areas surrounding the site contain holes and deep surface cracks.

The hills are made of loose clay and are not suited for climbing. Anyone who leaves the site places themselves at risk of injury.

### STORM & RAIN

The forces of nature are splendid AND dangerous in a desertic situation!

Remember to dig trenches around your tent and camp to avoid becoming part of a newly formed river or mudslide.

### SUN / HEAT

It's really hot around here. Respect the sun. Stay out of the sun from 1-4pm (try a siesta).

Use hats, sunglasses, sunscreen, wet clothes and shelter to minimise your exposure.

### WIND

The wind can create beautiful dust devils, but it is powerful enough to make tents fly away and destroy structures, literally CARRYING things away with it. Remember to fix everything to the ground properly.

### DUST

Dust goes everywhere. You will taste it, eat it and breathe it. So, remember: goggles are not just to look cool. They protect you, too!

### BIOHAZARD SITE

We're located in a protected "green" area, true, but areas around us are slightly different.

The river nearby has chemical runoff from farming and is definitely **NOT** clean.

### HEALTH... & INSECTS

Believe it or not, there are insects at Nowhere. And, more importantly—they can carry disease!

So, be very careful, practice good hygiene, and do what you can to NOT get sick. Viruses from the common cold to the norovirus can spread at Nowhere.

If you exhibit symptoms such as nausea, vomiting, high fever, jaundice or malaise, you may be sick from contaminated food or water. Seek medical attention immediately and do not handle food or drink.

### SOME SIGNS THAT YOU ARE NOT DRINKING ENOUGH WATER

- ✗ You don't carry a water bottle with you at all times
- ✗ You swill or sip instead of drinking deeply
- ✗ You wait to drink until you're thirsty, which is too late
- ✗ You become cranky
- ✗ Your urine is anything but clear and abundant

### SYMPTOMS OF DEHYDRATION

Headaches, stomach cramps, abdominal pains, constipation or flu-like symptoms are signs that you are dehydrated, and are both heat-related and cold-related symptoms (sunstroke and hypothermia).

If you or someone you know complains of these symptoms, or shows signs of either severe overheating,

or worse, a case of chills under the midday sun, get them to shade immediately and have someone contact Malfare.

Use of alcohol, caffeine and other drugs will place you particularly at risk of dehydration, and you should pay careful attention to your water intake.

## ...AND HOW TO PROTECT YOURSELF!

### CARRY WITH YOU

This is a list of things you should carry with you all the time:

- ✗ A torch with enough batteries
- ✗ A belt or a backpack
- ✗ A cup
- ✗ A Water bottle
- ✗ Goggles
- ✗ Sunglasses
- ✗ Hat, scarf, cap, anything to protect you from the sun
- ✗ Sunscreen
- ✗ Mosquito repellent
- ✗ Hand sanitizer
- ✗ Rubbish bag & portable ashtray

### REHYDRATATION FLUID RECIPE (10L)

- ✗ 26g of salt (for sodium)
- ✗ 29g of carbonate of soda
- ✗ 15g of potassium chloride (aka low sodium salt)
- ✗ 5 of juice (avoid grapefruit)
- ✗ 1,5L of sparkling water
- ✗ 1 bag of ice (2L)
- ✗ 1,5L of water

Mix all this together well and rehydrate.

Alternatively, bring a good supply of your favourite sports/recovery drink or electrolytes/rehydration sachets from the chemist.

### WASH YOUR HANDS FREQUENTLY

After using the toilets, before preparing, cooking or consuming food; after a group activity where contact was made....

Also bring hand sanitiser and use it often.

**NOT A RUNNING GAG** but a serious way to avoid trouble.

### ALSO REMEMBER

THERE ARE THINGS YOU CAN HANDLE IN THE DEFAULT WORLD THAT WILL BE MUCH HARDER TO ENDURE WITH AT NOWHERE!



# LEAVE NO TRACE

## HOW NOT TO AFFECT THIS DESERT

Essentially, you take responsibility for your environmental impact.

Remember, there must be no evidence you were ever at Nowhere.

### HERE ARE THE RULES TO REDUCE YOUR IMPACT AT THE EVENT

✗ Prior to departure, **remove all surplus packaging** to minimize waste generation.

✗ Be careful with **MOOP** (Matter Out Of Place): everything which doesn't belong to nature shouldn't be on the ground. Please be extra careful and pick up MOOP if you see some.

✗ Use **transparent rubbish bags** helps ensure the correct sorting of rubbish and the safety of volunteers handling it.

✗ **Every day rubbish needs to be cleared from the area where you are camping and/or your barrio.**

✗ Rubbish should be taken out to the W&R Zone during opening hours.

✗ Check the What? Where? When? Guide! for the location and opening times of the W&R Zone.

✗ **If you are going into town for shopping** take your sorted rubbish to one

**THIS IS YOUR EVENT  
BE KIND TO IT  
AND IT WILL BE  
KIND TO YOU**

of the recycling containers there to reduce garbage accumulation on site.

✗ **Take your stuff back home.** If you were able to bring it, you'll be able to take it back (and Nowhere doesn't have to take care of it for you (volunteers, community, etc.)

✗ Remember to leave enough time to help pack & clean up and ensure you LEAVE NO TRACE.

✗ Before leaving, do a sweep of your tent area.

### HOW TO USE THE W&R ZONE PROPERLY

W&R Zone is the designated site for rubbish and recycling to be taken to not far from the main Nowhere site.

This is to be used with care and respect, always remember that volunteers don't have to deal with the stuff you don't want to.

**OPENING HOURS**  
From 9AM to 9PM if staffed by volunteers.

**Trash in the W&R Zone must be separated into the following categories:**

#### YELLOW

Metal, Plastic & Tetrapacks

#### GREEN BELL SHAPED

Glass, bottles and jars

#### BLUE

Clean Paper and Cardboard

#### GREEN CUBE

General Waste (keep minimal!)

#### COMPOST HOLES

Compost & Dirty Papers (e.g., paper towels, coffee filters)  
**No meat, dairy, or citrus**

### GREY WATER

Grey water (waste water) must **NOT** be thrown into the toilets or added into compostable material as this contains harmful chemicals which upsets the balance of the composting.

To deal with your grey water, please only use eco-friendly/biodegradable soaps, detergents, shower gels, etc.

Then, filter or sieve all water to remove large elements such as food waste, etc. These are to be added to your general waste.

Finally, either collect your grey water to be disposed of in the local town, create an evaporation pond or evaporation delta, or spread it in the surrounding bushes.

**IF YOU DON'T SORT YOUR TRASH PROPERLY,  
YOU'LL HAVE TO DO IT AGAIN, AND YOU DON'T WANT  
TO PUT YOUR HANDS IN THE TRASH BAG AGAIN.  
PLAN AHEAD!**

**REMEMBER THAT EARTH  
AT NOWHERE IS NOT  
VERY POROUS.**

**DO NOT DIG DEEP PONDS AS  
THE WATER WILL NOT SOAK AWAY  
AND IT WILL ATTRACT FLIES  
AND MOSQUITOES.**



# LIVING WITH OTHER NOBODIES

## INCLUSION

We have a **Department of Inclusion**, who supports families, people of color, LGBT+, and individuals who have needs or concerns beyond other participant, like mobility, both before and during the event.

**PLEASE CONTACT US AT**  
[INCLUSION@GOINGNOWHERE.ORG](mailto:INCLUSION@GOINGNOWHERE.ORG)

**FOR MORE INFO - GO TO THE**  
**INCLUSION PAGE**

## CHILDREN

Check with the barrios for their opening hours to minors and the **WWW Guide** for family-friendly workshops.

Beyond this, Nowhere does not dictate what is appropriate for your kids; as their parent/carer, you do.

### REMEMBER

Kids can be more affected by the harsh environment than us grown ups!

Lost under-12-year-olds will be taken to Malfare until the adult caring for them is found.

### LOOKING FOR A PLACE TO GO?

**Ohana House** serves as a hub for families. It hosts an annual discussion session about bringing children to Nowhere, which is open to anyone.

**FROM THE  
STANDPOINT OF  
NOWHERE AND THE  
LAW, A CHILD IS  
ANYONE UNDER 18.**

### REMEMBER THAT

#### IF YOU ARE RUNNING A BAR

Serving alcoholic drinks to minors is illegal. They will have a different coloured wristband to be recognized.

#### SEXUAL ACTS IN PUBLIC

Engaging in sexual acts in a place where minors could be present is a major crime in Spain. If you choose to engage in sexual activities at Nowhere, do so in private or in adult-only spaces.



# CONSENT

## GIVE ONLY WHAT'S APPRECIATED, TAKE ONLY WHAT'S OFFERED.

At Nowhere, we are free to express ourselves, to share, to co-create, to be in the moment: but when our actions directly alter someone else's experience, we need to get their consent.

As a community with diverse views, backgrounds, and communication styles, it's best to use clear verbal communication to make sure everyone's boundaries are understood and respected.

Consent is a framework we can all use to engage in this playful, experimental space we create together while gathering the information we need to be mindful of our impact on our fellow community members.

Consent isn't just about sex, it is about checking in before acting on any desire involving others, including non-sexual touch, using other people's belongings, gifting, and taking photographs.

So...how does one become a highly consensual person?

## HERE'S A STEP-BY-STEP GUIDE

**Important: Contact information that is provided during the ticket purchase can be shared, on request, with the Consent Committee in case of a report in which the person who has violated this Code of Conduct is identified.**

### 1. Know the difference between what is yours and what belongs to others.

It seems obvious: my body is mine and your body is yours. But we may not realize that even casual, playful touching that seems normal might not be received well by everyone. Or we may think nobody will mind if we just eat a bit of their food or use something from their camp without asking... the truth is, there is no way to be certain unless you ask.

### 2. Ask for what you want from a person who is able to consent.

Communication is a two-way street. Nobody knows what you want better than you, so you need to ask for what you want, which can be scary when there's a chance they will say 'No.' If a person is not able to understand what you are asking or express their own desires (for example if they are unconscious, sleeping, or too intoxicated), they can't consent.

### 3. Listen to the answer.

Don't act if the answer is anything but a clear, enthusiastic 'yes'. Don't try to persuade someone who said 'No' to change their mind, even if it's hard to hear. And remember that silence is not consent.

### 4. Show gratitude for any answer but especially "No".

A true master of consent not only accepts the answer, but shows gratitude for it. It is easy to show gratitude for affirmative answers, but it's even more important—and harder—when someone says 'No.'

### 5. Keep checking in.

Once you get an enthusiastic 'Yes' and proceed, keep checking in. Consent to one act does not automatically give you consent for other actions. And sometimes, the person you're with may become silent or change their mind. The goal is for everyone involved to have a nice time, so keep communicating and adjust accordingly as the situation evolves.

### 6. Stand up for consent.

Lastly, as masters of consent, we should always be aware of those around us. You can and should check in on others, even strangers if a situation seems questionable. It's better to verify than to allow a potentially harmful situation to proceed, and is worth the risk of embarrassment.

WANT TO LEARN MORE? LUCKY YOU,  
WE HAVE A DEDICATED **CONSENT PAGE!**

## NOWHERE PARTICIPANTS CODE OF CONDUCT

Did you know Nowhere has a Participant Code of Conduct? No?? The Participant Code of Conduct was created to help make the event safer for you and everybody else. Since you've already agreed to it while buying your ticket, why not take a look at what it says?

**Read it here >>**

## IF YOU EXPERIENCE A CONSENT VIOLATION AT NOWHERE

### IN CASE OF EMERGENCY

✗ A **NoMad** or any person(s) around can help.

✗ **Welfare Enough** is open 24/7 to assist with emotional challenges in confidentiality.

✗ **Malfare** Malfare is open 24/7 to assist with safety and medical issues confidentially and if necessary, the Malfare Lead can call a Safer Space Volunteer at any time to support you in the Safer Space private cabin.

### AFTER THE INCIDENT

✗ There are two consent violation reporting boxes: one is inside Welfare Enough, will have forms available in 6

languages in which someone can anonymously report an incident, or request to speak with a volunteer listener confidentially in the Safer Space.

✗ There are two consent violation reporting boxes: one is inside Welfare Enough, and **the second is inside a small yellow tent near Moon and Pluto freecamping areas.**

The boxes will have forms available in 6 languages in which someone can anonymously report an incident, or request to speak with a volunteer listener confidentially in the Safer Space.

**The reporting boxes are checked every morning around 9:30 am Tuesday-Sunday.**

✗ **The Safer Space will be available from 11-13:00.** Come to the Safer

Space Welcome Zone next to Welfare Enough and look for the Safer Space volunteers, they will wear a blue hat. All volunteers involved in the Safer Space are experienced as good listeners (in some cases by their profession) and have signed a Written Agreement to Maintain Confidentiality.

### AFTER THE EVENT

The **Consent Committee** is a group of Nobodies available to receive and assess reports any time of the year, even if you didn't seek help from any of the on-site services.

The goal of the Consent Committee is NOT to determine guilt or innocence, but to define with both parties how to protect our community from any additional reported breach of the Participant Code of Conduct and ensure the community's ability to hold our events.

## OBSERVERS NEED TO CONSENT

Ask before engaging in sexual activity while in clear view of other people. If people around you don't want to watch, find a better location.

Barrios must clearly mark spaces where sexual activity or adult-oriented events will happen, and must indicate that minors cannot enter.

Minors will have a different color wristband than general participants.



# EMOTIONAL SURVIVAL GUIDE

## EVERYTHING IS TOUGHER AT NOWHERE

This also goes the way you handle things—it can be more difficult, there!

For example, interacting might feel too intense at times, and/or you may feel a bit alone or alienated, without familiar comforts to rely on.

But there are plenty of ways to deal with this!

## HERE ARE SOME TIPS

- ✗ Be gentle with your body
- ✗ Seek help if you need it
- ✗ State your boundaries and communicate—whether with strangers or your loved ones
- ✗ Have the experience that makes YOU happy
- ✗ Connect in ways that make YOU comfortable

After Nowhere, be smart, and take time reflect on your choices—be it at the event or in the 'default world'.

**DON'T FORGET TO READ THE NOWHERE EMOTIONAL SURVIVAL GUIDE**

# PHOTOGRAPHY

Nowhere is a special place, where people are encouraged to express themselves in a variety of colourful ways. It is a ready feast for the eyes, and the camera.

**ALWAYS ASK PERMISSION. DO NOT TAKE SOMEONE'S PHOTO AGAINST THEIR WILL.**

**IF THEY ASK YOU TO DELETE A PHOTO YOU'VE JUST TAKEN OF THEM, PLEASE DO SO.**

In the event that you have a dispute with someone about photography, please flag down a NoMad or come to Malfare, so that the volunteers there can help to mediate the situation.

✗ Your right to take someone's photo and publish it **NEVER** overrules their right to privacy!

✗ People have different expectations of privacy online. If you're posting photos on Facebook or other social networking platforms, **MAKE 100% SURE** that **EVERY SINGLE PERSON** featured in your photos is happy for them to be posted, **BEFORE** they go online. You should not be tagging people online unless you have their explicit permission.

✗ **NO** photos should be taken and published for **COMMERCIAL** use without the written permission of the Nowhere Organisation.

✗ Private camps are sacred ground: do **NOT** enter someone else's camp and take photographs!

✗ We do have some approved journalists onsite—their cameras will be marked with a tag saying 'Media,' and, like anyone else with a camera, you have the right to ask them not to photograph or film you.

# DRONES

**IN ORDER TO RESPECT PRIVACY AND BOUNDARIES, UNAUTHORIZED DRONE FLIGHT IS NOT PERMITTED ON SITE DURING THE EVENT.**

Although Nowhere, its surroundings, and its Nobodies are indeed beautiful and photogenic, just like with pictures, it's essential to get permission before taking any footage of someone. Unfortunately, with drones it's impossible to do so.

✗ You can fly your drone **OFFSITE**, but you absolutely must stay 50m horizontal from the site perimeter.

✗ Specific flights can be permitted only if okayed by the Comms team beforehand, and then, may be carried out under supervision.

Or else... unauthorized flights will probably be shot down with a giant slingshot.

**ANYONE RECORDING VIDEO MUST FOLLOW THE SAME RULES.**

**FOR MORE INFO  
COMMS@GOINGNOWHERE.ORG**







# BUYING THINGS

**PLEASE REMEMBER TO  
DRESS FOR CIVILIZATION  
WHEN YOU GO  
INTO TOWN!**

## WHAT YOU CAN BUY LOCALLY

The local communities have been very supportive of Nowhere, so consider supporting local businesses by shopping for supplies in the nearby towns of Castejón de Monegros, Albalatillo or Sariñena, en route to the site.

**CASTEJÓN DE MONEGROS**  
Is the closest small town to the site, but it's harder to reach due to poor road conditions.

It has:

- ✗ A general store (basic food, water, etc.)
- ✗ A petrol station (that also sells ice)
- ✗ A bakery
- ✗ A butcher

**SARIÑENA**  
Is slightly bigger than Castejón and has a wider choice of shops and other facilities.

It has:

- ✗ Cash machines (ATMs)
- ✗ Larger supermarkets
- ✗ A hardware store (ferretería)
- ✗ A pharmacy (farmacia)
- ✗ The nearest health centre
- ✗ Two hotels
- ✗ A railway station (about 3km away from the actual town)

## SPANISH SCHEDULES

**ALMOST NOTHING  
IS OPEN ON SUNDAYS.**

Consider this if you're planning on getting supplies before arriving at Nowhere. Only big malls and supermarket chains open the first Sunday of each month, but just in in Zaragoza and Huesca.

## OPENING HOURS

### SMALL SHOPS

From 9:30am to 1:30pm, and 5pm to 8pm. Closed Saturday afternoon and Sundays.

### SUPERMARKETS

From 9am to 9pm, from Monday to Saturday included. Out of town supermarkets such as Carrefour are generally open 10am-10pm six days a week.

## WHERE ELSE TO SHOP AROUND

For groceries, **Fraga** or **Lleida** are also worth a look if you're heading in from Barcelona or from the north of Spain.

**Huesca** and **Zaragoza** and the regional commercial centre, they have:

- ✗ Cash & carry—Makro (cardholders only)
- ✗ Supermarkets—e.g., Carrefour
- ✗ DIY, wood yard—Leroy Merlin, Brico Depot, Aki
- ✗ General hardware supplies
- ✗ Car/van/power tools rental

**CHEAP IS EXPENSIVE.  
IF YOU BUY LOW QUALITY FURNITURE,  
YOU WILL HAVE TO BUY IT AGAIN NEXT YEAR.**

## GAS

**BE CAREFUL! SPAIN  
HAS ITS OWN SYSTEM.**

Most hardware shops or the plumbing department of big DIY shops like Leroy Merlin sell small camping gas containers.

✗ 6kg butane (butano) bottles can be purchased in Repsol, Campsa, and Petronor service stations, including the one in Sariñena.

✗ You need to leave a deposit for the purchase, and then return it. There are not many available in town.

✗ You need to sign a contract to buy larger (12.5kg) bottles, and pay a deposit on the bottle.

Propane (propano) is not easy to buy. Some shops may insist that you have an empty gas bottle to exchange for the new one.

Spanish gas bottles have a specific bayonet connector that isn't compatible with other systems, so ensure that you have the correct connector on your gas appliance if you are buying gas in Spain.

Some hardware stores sell converters to enable you to connect standard European camping gas appliances to Spanish gas bottles.



# GETTING THERE

## TRANSPORT

### PLANE

The closest airports are: Zaragoza, Barcelona, and Reus. It can also be useful to check out flights to Girona, Bilbao, Madrid, and Valencia.

### TRAIN

The nearest railway station and bus stop is Sariñena. Please bear in mind that the railway station is about 3km away from the town.

**DETAILS OF PUBLIC BUS AND TRAIN SERVICES CAN BE FOUND [HERE](#)**

### SHARED CARS RENTING CARS

Carpooling is a cool way for getting to Nowhere with friends, or for making new friends. You will also help to reduce traffic and air pollution. Ride sharing is also a great way to share on travel costs too.

### PERSONAL VEHICLE

Of course you can use your own vehicle to come at Nowhere.

## PARKING

**NOWHERE IS A TRAFFIC FREE EVENT, EXCEPT FOR ARTOMOBILES ON SPECIFIC TERMS.**

When you arrive on site, you'll have 2 options:

### PARKING ON-SITE

If you need/want to have your vehicle around your camping area/barrio, you'll need to get a permit at Gate and place it behind your windshield.

**Please remember that if you park on-site, you can't move your vehicle until the end of your stay.**

### PARKING LOT

If you need to use your vehicle during the week, for example to go to town for groceries, you'll need to park in the parking lot.

You'll be able to unload your vehicle in your camping area before parking, but you may not drive back into the event once the vehicle is parked.

## DRIVING RULES

✗ If you arrive at Gate after Sundown, you will have to park your vehicle in the parking lot and get it back the next morning.

✗ Respect the **10km/h** speed limit.

✗ Only use the perimeter roads. No driving on the playa (except Artomobiles).

✗ No cars allowed to drive on site between Sundown (approx. 9pm) and Sunrise (approx. 7am).



## ARRIVAL DATE

### GATE OPENING MIDDAY - MONDAY 4 JULY.

Ticket-holders will be allowed on-site to set up their camps/tents or help other projects on Monday.

Don't come earlier than midday... or you'll have to wait under the sun.

### NOWHERE STARTS TUESDAY 4 JULY 2023.

Only pre-registered volunteers, barrios and those who have previously discussed their projects with:

✕ [ARTS@GOINGNOWHERE.ORG](mailto:ARTS@GOINGNOWHERE.ORG)  
✕ [VOLUNTEERS@GOINGNOWHERE.ORG](mailto:VOLUNTEERS@GOINGNOWHERE.ORG)  
✕ [BARRIOS@GOINGNOWHERE.ORG](mailto:BARRIOS@GOINGNOWHERE.ORG)

will be allowed on-site earlier than MIDDAY - Monday 3 July.

**IF YOU TURN UP AT THE GATE BEFORE  
THIS YOU WILL BE TURNED AWAY!**

### IMPORTANT

If it's raining, the last part of the road will be closed and no vehicles will be allowed to drive—no exception.

Stay in town, have a coffee and wait an hour after the rain stops to finish your journey to site.

## DIRECTIONS

**START WITH THE REPSOL GAS STATION** (Avenida de Fraga, 17, Sariñena) on your left and head out of Sariñena (put km at 0).

### AFTER 400 METERS

Pass on the bridge and go right.

### AT KM 7.4

Turn right (there's a big brown sign that reads RUTA JUBIERRE) and stay on the main road

### AT KM 13.3

Cross the bridge.

### AT KM 13.9

The road takes a 90 degree angle (there's a COTO DEPORTIVO DE CAZA sign), follow the road up towards the Ermita (small church you'll see after a few metres on your left).

### AT KM 14

Pass the Ermita on your left and keep going straight.

### AT KM 14.6

You'll find the fork to go to the 2013 Nowhere site, DON'T TURN, KEEP GOING STRAIGHT.

### AT KM 15.1

You will pass the turning to the right to the 2016 Nowhere site. Again DON'T TURN, KEEP GOING STRAIGHT.

### AT KM 17.1

Turn left onto the road to Nowhere...

### AT KM 19.5

You will reach Gate.

## NOWHERE 2023 IS AT

GPS: 41°40'45.4" NORTH  
0°09'04.3" WEST

OR 41.679270, -0.151182  
IF YOU PREFER.

**WELCOME  
HOME!**



# SAFETY INFO

**DIAL 112 FOR  
ALL NATIONAL  
EMERGENCY SERVICES**

**OR + (34) 613 145 492  
FOR NOWHERE  
DIRECT DIAL**



**EU HEALTH INSURANCE CARD**

## HEALTH CENTERS

Health centres will treat anyone for free, but you will pay for any medication at the pharmacy. If a hospital visit is required, you will have to pay if you don't have a **European Health Insurance Card**.

### FOR EMERGENCIES

There are health centers (centros de salud) in:

#### SARIÑENA

25 minutes away.

**Address:** Carretera Zaragoza. Avenida Zaragoza, 10, 22200, Sarinena.

#### Phone number:

+34 974 571 027 (emergencies) or +34 974 571 202 (bookings)

#### HUESCA (HOSPITAL)

Over 1 hour away.

**Address:** Hospital San Jorge. Avenida Martínez de Velasco, 36, 22004, Huesca.

#### Phone number:

+34 974 247 000

# EVACUATION

**DUE TO THE SIZE OF EVENT, NOWHERE IS REQUIRED TO HAVE AN APPROVED EVACUATION PLAN IN PLACE AND A MEANS OF COMMUNICATING IT TO ALL ATTENDEES.**

## SITE EVACUATION

All people on site **MUST** evacuate as directed by the Malfare Shift Lead and Malfare personnel (in high visibility vests), via the designated routes.

× **DISABLED PEOPLE** shall be collected and taken to the evacuation point. Own vehicles may be used for these purposes. You may continue to transport to off site. Ensure to stop at the Gate and give them a list of who was moved off site.

× **RED CROSS** shall decide on the condition of those in their care to transport themselves, or if they need site vehicle/ambulance transport.

× **INTOXICATED PARTICIPANTS** should be escorted by friends or in their absence by those prepared to use strength and persuasion to get them off the site.

× **BARRIO LEADS** shall ensure their camp mates are all accounted for, especially within tents.

× **PARENTS** shall be responsible for their children.

## EVACUATION TO TOWN

If the conditions require it, the Local Governmental Agencies could declare a state of emergency, which will mean an evacuation of all people on site to the nearest facilities in the towns of Sarinena and Castejon de Monegros.

If this is necessary, please follow the indications of people in high visibility vests (and of the Fire Brigade of course!), don't try to get back to your tent to grab your belongings and don't be a hero!

**DON'T BECOME  
PART OF THE  
PROBLEM!**

## RETURN TO SITE

Once the threat has been neutralised/contained, and if Malfare and Site Personnel or if applicable officials from the municipality and elsewhere think that it's safe to return to the site, a team from the Nowhere organization and Emergency Services will visit the site and assess the conditions

If it's deemed safe, all participants will be allowed back on site, returning in an orderly fashion.



## WHEN YOU ARRIVE

**YOU MUST CHECK OUR EMERGENCY PLAN AT THE GATE WITH INFORMATION ABOUT THE SAFETY & EMERGENCY PROCEDURES.**

We ask that you read this and discuss it with your campmates, people camping near you, and complete strangers (we call them New Friends).



# FIRE SAFETY

**THERE IS AN EXTREME RISK OF WILD-FIRE IN LOS MONEGROS AND THERE IS A TOTAL BAN ON FIRE IN THIS AREA. THIS IS ENFORCED BY LAW.**

## THIS MEANS

- × No fireworks, fire torches, or firecrackers.
- × Do not flick away cigarette butts!
- × Do not light barbecues, campfires or other fires (gas barbecues and gas camping stoves are okay, solid fuel of any kind is not).
- × No kitchen or source of heat can be placed within the first 10 meters inside the perimeter.
- × No playing with fire toys outside of the designated area (Fire Arena) and times.

In case of fire, a perimeter will be established to protect people, and this perimeter will be grown as needed up to and including a full site evacuation.

Any fuel filled item (gas bottles, gasoline) should be moved away/out of the path of a potential fire including moving vehicles and potentially flammable/combustible objects out of the way but do not in any circumstances obstruct — even temporarily — the access roads and especially don't put yourself in danger!

## IF YOU SPOT A FIRE

- × Call for help, and ensure that people understand your need.
- × Move people away from the fire.
- × Move anything flammable (wood, tents, gasoline) away as much as you can.
- × Fight the fire up to your level of comfort.
- × Expend no less than 2 extinguishers to combat the fire.
- × Use dirt or water to continue to put out the fire.

**PLEASE READ CAREFULLY THE INSTRUCTIONS... IN CASE OF EMERGENCY, YOU WILL THANK YOURSELF FOR HAVING DONE SO!**

**IN EVERY CASE, NOWHERE SITE LEAD WILL CALL THE LOCAL FIRE DEPARTMENT.**

**EMERGENCY 112  
+ (34) 613 145 492**

**PLEASE ALWAYS FOLLOW THE INSTRUCTIONS.  
DON'T BE A HERO, DON'T BECOME PART OF THE PROBLEM!**

**IF YOU HAVE FIRE PUFFERS OR OTHER SORTS OF EFFECTS IN YOUR CAMP/ART PIECE, PLEASE CONTACT US BEFORE THE EVENT AT [FIRESAFETY@GOINGNOWHERE.ORG](mailto:FIRESAFETY@GOINGNOWHERE.ORG)**

## FIRE ALARM

There are two fire event types which would cause a rapid evacuation of the site.

- × **If there is a fire onsite**
- × **If there is a fire if offsite** - and if it threatens the event and its participants

If Norg personnel (Malfare and Emergency Teams) think the fire cannot be contained, then a site evacuation will be performed.

The Malfare Shift Lead will be in charge of evacuation and may deviate from the protocol as the event unfolds.

Please follow the instructions of people wearing high visibility vests and help them gather all your campmates.

When the shit hits the fan the life of everyone depends on everyone!

## FIRE DRILL

If you come to Nowhere with an Early Entry pass, you will have to participate in the fire drill.

**Please follow all instructions on that important moment of time, because the legal permit of the event depends on it.**

**NO JOKE, WE WILL HAVE TO DO IT THE CORRECT WAY.**

## WHEN YOU HEAR THE AIR-SIREN ALARM

**GO QUICKLY TO THE MEETING POINT (IN FRONT OF RED CROSS) LEAVING YOUR BELONGINGS BEHIND.**

**BE READY TO WALK TO THE EVACUATION POINT. (ERMITA DE SAN MIGUEL, UNLESS DIFFERENTLY INSTRUCTED BY MALFARE PERSONNEL.)**



**THE PURCHASE OF THE TICKET AND/OR ENTRY TO NOWHERE  
("THE EVENT") IMPLIES THE ACCEPTANCE AND AGREEMENT OF  
THE FOLLOWING TERMS AND CONDITIONS, AS PARTICIPANT:**

## 1. DISCLAIMER

**THE PARTICIPANT VOLUNTARILY ASSUMES THE RISK OF PROPERTY LOSS, SERIOUS INJURY OR DEATH BY ATTENDING THIS EVENT, AND ASSUMES AS WELL FULL RESPONSIBILITY AND LIABILITY FOR THEIR PARTICIPATION.**

Art installations, theme camps (Barrios), vehicles, events and performances are not owned or operated by Nowhere (Europe) Ltd and/or Nowhere España ('NOrg') and therefore the Participant also assumes any and all risk of injury or loss associated with or arising from their operation or occurrence and release NOrg from any claim arising from this risk.

The Participant agrees to hold NOrg, its officers, directors, members, employees, volunteers, representatives, agents, contractors and subcontractors, and other participants, harmless from any damages, injuries, losses, liabilities and expenses relating to, resulting from or arising out of the participation in any programme, event, activity or service at the Event. The Participant also agrees that the present terms and conditions shall be construed broadly to provide a release and waiver to the maximum extent permissible under all applicable law.

## 2. PLEASE REMEMBER

The Participant agrees to read and abide by the present conditions, all the rules in the Survival Guide, principles of participation, as well as to comply with local and national Spanish laws. All vehicles, including trucks, trailers

and campers entering and exiting Nowhere Event site are subject to search by the Gate staff. The Participant must bring enough food, water, shelter and first aid to survive one week in a harsh desert environment. Commercial vending is prohibited, as are all firearms, solid fuels, fireworks, rockets and other explosives.

This is a **LEAVE NO TRACE** event. You are asked to contribute at least one hour of site cleanup in addition to your own camp, before departure.

## 3. RIGHT OF ADMISSION

Children under 18 years of age must be accompanied by their mother, father or guardian.

If a Participant brings a child to the event, then they agree on behalf of the child to the contractual terms and conditions and they are solely responsible for the child, holding NOrg harmless from any liability or damages, while at the Event.

Any conduct that is contrary to the **PARTICIPANT CODE OF CONDUCT** and to the Law, will not only lead to expulsion from the event without possibility of re-entry, but will be notified to the competent authorities, Norg declines any responsibility for these acts.

Entering the event without a ticket or a valid wristband and/or helping other people to enter the event without a ticket or a valid wristband, and/or being found on the event premises without a ticket or a valid wristband will lead to immediate expulsion from the event and notification to legal authorities.

Entry to the Event is a revocable

license that may be revoked at any time for any reason in accordance to law.

## 4. EARLY TERMINATION OF THE EVENT

The amount of the ticket is non-refundable even if the Event is terminated early, due to harsh weather, acts of nature, governmental regulation or other conditions beyond NOrg's control.

## 5. PRIVACY

To protect the rights to privacy and free expression of the Participant, use of images taken at Nowhere (other than for personal use) is strictly prohibited without the prior written consent of NOrg.

Nowhere, the event that will be held in 2022 in the Monegros desert, is a family and communal event attended by thousands of people of all ages, religions, beliefs and ways of seeing life.

The personal image is protected in Spain by the Organic Law 1/1982 of May 5, 1982, on the Civil Protection of the Right to Honor, Personal and Family Privacy and Self-Image. This Law is supported by the new European GDPR regulation.

By accepting the terms and conditions of attendance to the event that are specified at the time of purchasing the ticket or at the moment that access is allowed to the press during the event, we inform you that all rights to any image, sound, video, or other multimedia taken during the event will be transferred and reserved by the Organisation. This

**BE AWARE THAT, UNDER SPANISH LAW, THE POLICE CAN SEARCH YOUR CAR WITH LITTLE SUSPICION. REMEMBER TO COOPERATE.**

transfer is irrevocable and may not be invoked at a later date under any circumstances.

Likewise, any sale, rental, lease or transfer to third parties of these elements taken before, during or after the event is completely forbidden by the Organisation in order to maintain privacy, the right to one's own image and the protection of the minors attending the event.

Any action that violates this clause will be prosecuted by the Organisation and by the interested parties themselves, going to all civil, criminal and administrative instances necessary. The violation of this clause is cause for immediate exclusion or expulsion from the event without the right to reimbursement.

## 7. UPDATES


We may from time to time contact the Participant by email or post with news and information about Nowhere and related events.

We may need to update the present terms and conditions from time to time. **PLEASE SEE THE NOWHERE WEBSITE FOR THE FINAL VERSION.**

The Event and entry, and the present conditions are subject to the applicable Spanish law.

In case of dispute with NOrg, the Participants with express renounce to its own or applicable jurisdiction, accept to be bound by the Courts and Tribunals of the city of Barcelona.

Moreover, in case of discrepancy on the translation of the present conditions, Spanish version shall prevail.







**[www.goingnowhere.org](http://www.goingnowhere.org)**

